
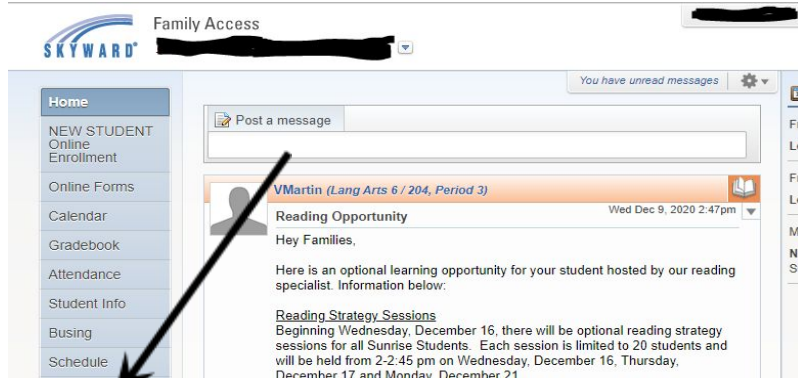


HOW TO REQUEST COURSES IN SKYWARD FAMILY ACCESS

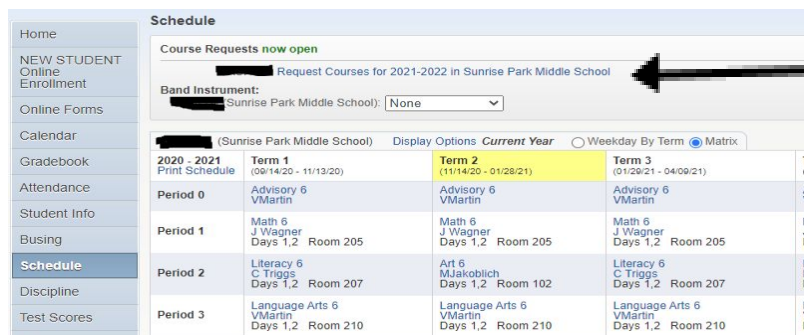
1. Go to the district's website <https://www.isd624.org/>
2. Find the "Tech Tools" menu and click on "Skyward Family Access"



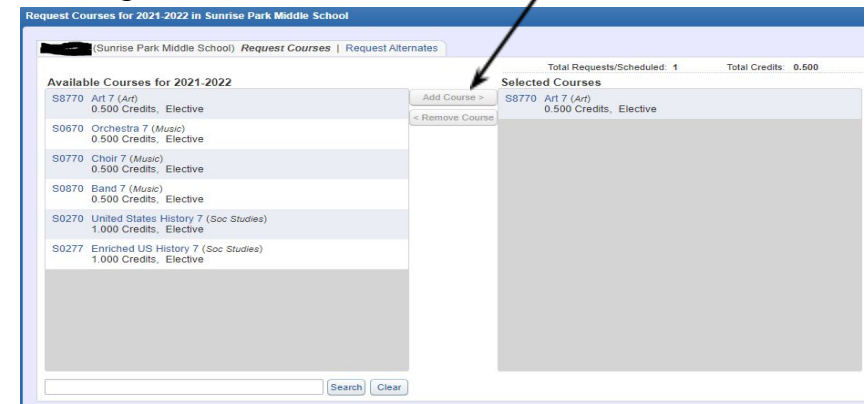
3. Login to Skyward Family Access
4. Click on "Schedule"



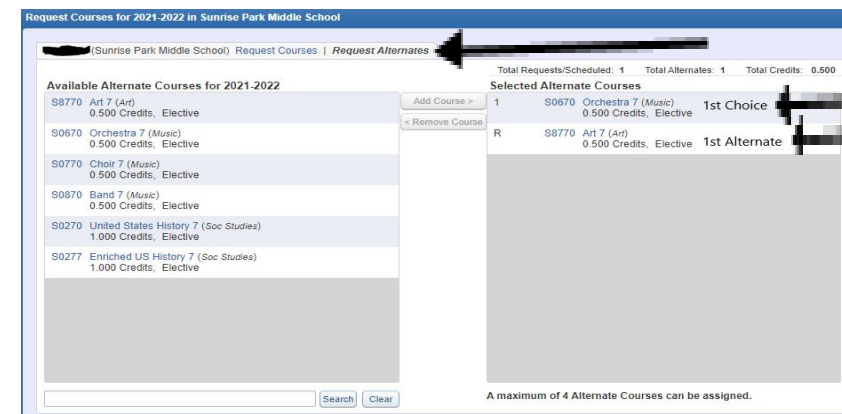
5. Click on "Request Courses for 2021-2022".



6. Select course in left hand column, and Click "Add Course" to move it to the right hand column.



7. Select Courses:
 - a. Choose one: art, band, choir **OR** orchestra
 - b. Choose one: Enriched US History **OR** US History
 - a. **Choose AVID if you are interested in applying. You will be contacted soon with more information**
8. **CHOOSE CAREFULLY! You will NOT be allowed to change classes during the school year**
9. **Don't forget to "Request Alternates"**
 - a. Choose ONE alternate as a second choice elective
 - i. Art, Band, Choir and Orchestra
 - b. If you forget to choose alternates, they will be chosen for you
10. Once you have made your first choice and selected your first alternate registration is complete - there is nothing to submit



11. Selections can be edited anytime during the Registration Window. The Course Registration Window will close on January 22, 2021

Skyward help: parenttechhelp@isd624.org

AVID questions: abigail.skurdalsvold@isd624.org

General questions for Counselors: A-I students janeen.kuemmel@isd624.org

J-Q students: thomas.mitchell@isd624.org

R-Z students: sarah.fuhrman@isd624.org